
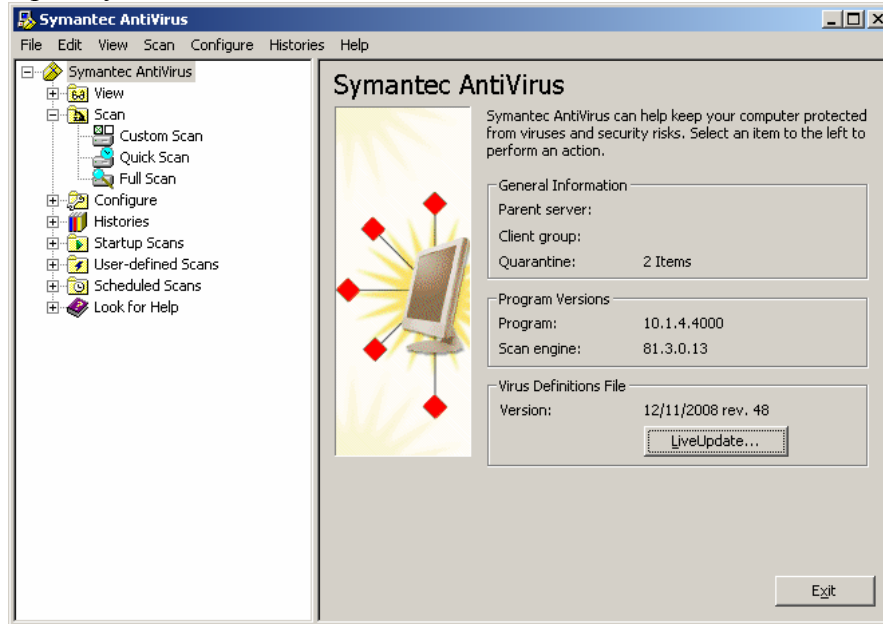
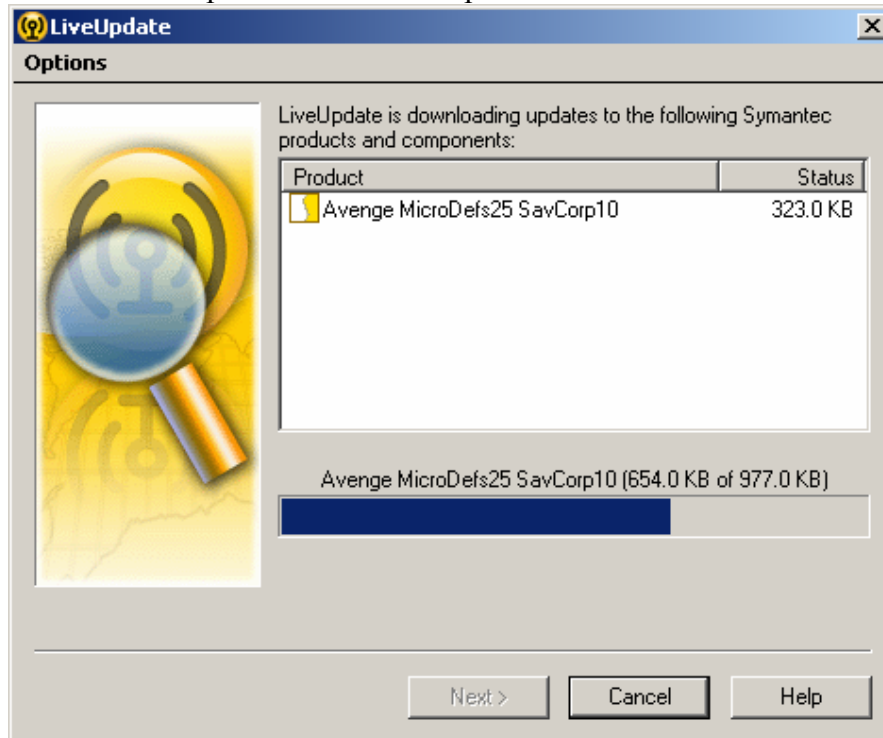


Steps for cleaning your pc by using anti-virus scanner

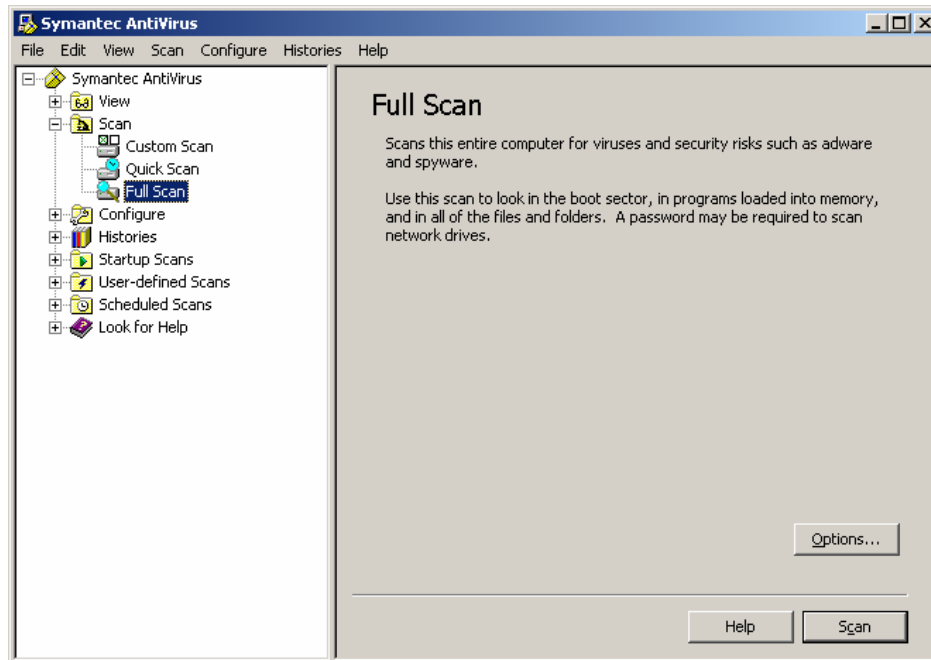
1. Stop doing work on the machine until the machine can be fully disinfected
2. Run Symantec anti-virus
 - a. Open Symantec anti-virus 



- b. Click on LiveUpdate and start the update



- c. Select Full Scan on the left hand side menu and click scan button



3. Run [Kaspersky's free online scanner](http://www.kaspersky.com/virusscanner) (<http://www.kaspersky.com/virusscanner>)

- a. Click on the scanner button and start the scanning

Free Virus Scan

[Home](#) / [Downloads](#) / [Free Virus Scan](#)

Take the Kaspersky Challenge: See what your current antivirus is missing.

Our free online virus scanner is a great way to find out if you have any viruses or spyware on your machine without having to uninstall your current antivirus software or install a new one. Most importantly, you can see what viruses your current antivirus software let slip through!



The Kaspersky Online Virus Scanner scans your computer for malicious code and offers the same exceptional detection rates as other Kaspersky Lab products.

4. Run [f-secure's free online scanner](http://support.f-secure.com/enu/home/ols.shtml) (<http://support.f-secure.com/enu/home/ols.shtml>)

a. Click on the scanner button and start the scanning

[main](#)

F-Secure Online Scanner



The Online Virus Scanner beta program has been ended. Version 3.3 is now generally available.

Thank you for participating in

Scan Your Computer With the F-Secure Online Virus Scanner

1. General

F-Secure Online Virus Scanner (version 3.3) is a free service. Use it to find out if your computer is infected, and disinfect your computer if needed. The product will automatically download the necessary components and virus definition databases as it is started.

The size of the download package is about 35 MB incl. databases.

Please read [FAQ document](#) for more details.